



SDC5D23 SERIES

Low Profile Shielded Power Inductors



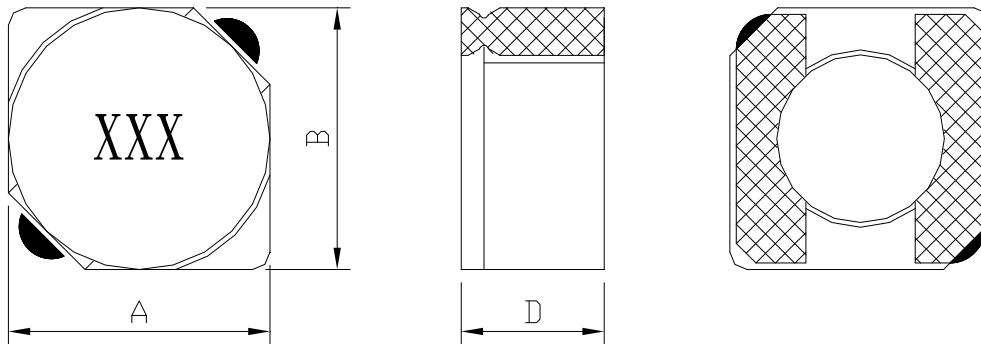
RoHS Compliant

PART NUMBERING SYSTEM

<u>SDC</u>	—	<u>680M</u>	—	<u>LF</u>
TYPE	DIMENSIONS	INDUCTANCE	LEAD FREE	

SHAPES AND DIMENSIONS

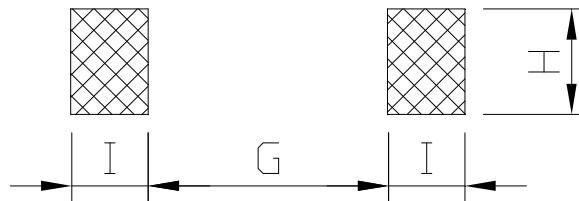
UNIT : mm



A=6.0 Max. B=6.0 Max. D=2.5 Max.

PCB LAYOUT

UNIT : mm



G=2.0 Ref. H=6.4 Ref. I=2.15 Ref.

FEATURES

- Compact, low profile shielded power inductor - only 2,5 mm high, 6,2 mm square
- 1.2 μ H part handles 5.4 Amps of saturating current!
- Ideal for high-density applications
- RoHS-compliant. 260°C compatible. Silver-palladium-platinum-glass frit terminations



SDC5D23 SERIES

Low Profile Shielded Power Inductors



RoHS Compliant

SPECIFICATION TABLE

PART NUMBER	INDUCTANCE (μ H)	DCR (m Ω) (Max.)	Isat (A) (Max.)	Irms(A) (Max.)	SRF(MHz) (Typ.)
SDC5D23-1R2N-LF	1.2 \pm 30%	0.040	5.40	1.65	178
SDC5D23-2R2N-LF	2.2 \pm 30%	0.045	4.10	1.40	100
SDC5D23-3R3N-LF	3.3 \pm 30%	0.055	3.60	1.35	68
SDC5D23-4R7N-LF	4.7 \pm 30%	0.065	3.20	1.30	53
SDC5D23-6R8N-LF	6.8 \pm 30%	0.095	2.80	1.30	40
SDC5D23-100M-LF	10 \pm 20%	0.105	2.20	1.30	35
SDC5D23-150M-LF	15 \pm 20%	0.135	2.20	1.20	23
SDC5D23-220M-LF	22 \pm 20%	0.175	1.60	1.10	17
SDC5D23-330M-LF	33 \pm 20%	0.260	1.20	0.90	14
SDC5D23-470M-LF	47 \pm 20%	0.360	1.00	0.80	10
SDC5D23-680M-LF	68 \pm 20%	0.420	0.62	0.74	9.6
SDC5D23-101M-LF	100 \pm 20%	0.610	0.52	0.64	7.7
SDC5D23-121M-LF	120 \pm 20%	0.750	0.46	0.58	7.4
SDC5D23-151M-LF	150 \pm 20%	0.920	0.42	0.54	6.4
SDC5D23-221M-LF	220 \pm 20%	1.30	0.35	0.50	5.0
SDC5D23-331M-LF	330 \pm 20%	2.00	0.28	0.39	3.8
SDC5D23-471M-LF	470 \pm 20%	2.60	0.24	0.37	3.2
SDC5D23-681M-LF	680 \pm 20%	4.00	0.20	0.26	2.8
SDC5D23-102M-LF	1000 \pm 20%	6.00	0.17	0.22	2.3
SDC5D23-152M-LF	1500 \pm 20%	9.00	0.13	0.17	1.8
SDC5D23-182M-LF	1800 \pm 20%	11.7	0.12	0.14	1.7
SDC5D23-222M-LF	2200 \pm 20%	13.5	0.11	0.13	1.3
SDC5D23-332M-LF	3300 \pm 20%	21.0	0.11	0.11	1.1
SDC5D23-472M-LF	4700 \pm 20%	30.0	0.10	0.090	0.90
SDC5D23-562M-LF	5600 \pm 20%	36.0	0.096	0.090	0.72
SDC5D23-682M-LF	6800 \pm 20%	43.0	0.089	0.080	0.70
SDC5D23-822M-LF	8200 \pm 20%	54.0	0.088	0.075	0.69
SDC5D23-103M-LF	10000 \pm 20%	70.0	0.087	0.065	0.68

- Inductance tested at 100 kHz, 0.1 Vrms, 0 Adc using an Agilent/HP 4263B LCR meter or equivalent.
- Isat : DC current at which the inductance drops 30% (typ) from its value without current.
- Irms: The actual current when temperature of coil becomes Δ 40°C . (Ta=+25°C)
- Operating temperature range -40°C to +125°C , Electrical specifications at 25°C.



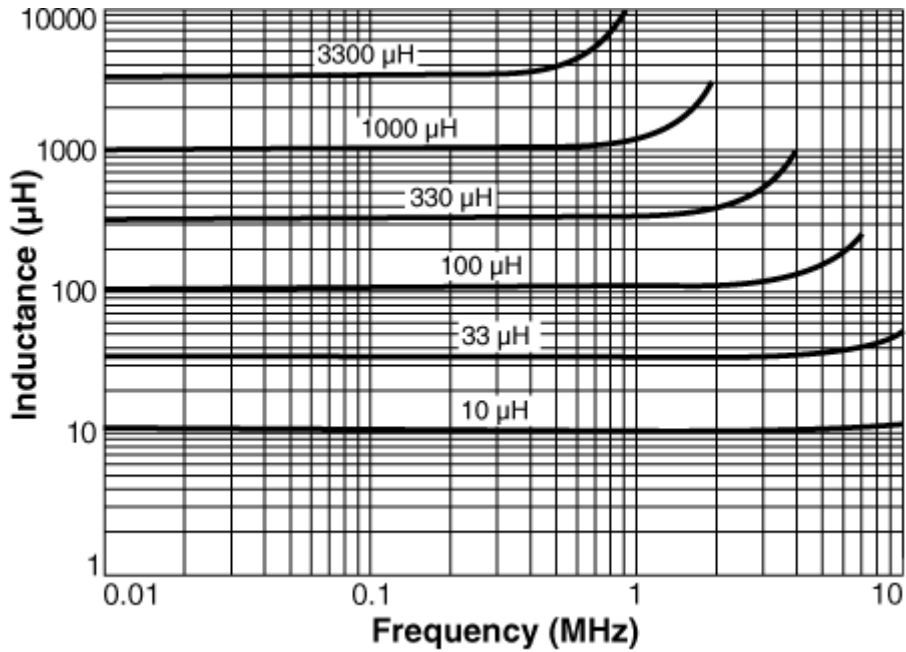
SDC5D23 SERIES

Low Profile Shielded Power Inductors



RoHS Compliant

TYPICAL INDUCTANCE VS. FREQUENCY



TYPICAL INDUCTANCE VS. CURRENT

